

Scaled data based on original data using  
LM-79-08 Approved Method: Electrical and Photometric Measurements of Solid-  
State Lighting Products

Test Report Prepared for  
Cooper Lighting Solutions  
(formerly Eaton)

Brand: McGRAW-EDISON

Report Number: P227456

Luminaire Tested: **ISW-AF-1200-LED-E1-RW-8030**

Issue Date: 3/3/2020

**Test Information**

Test Method: LM-79-08  
Report Number: P227456  
TEST IS SCALED FROM IESNA LM-79-08 TEST DATA (P29767)  
Test Lab: INNOVATION CENTER-P2  
Issue Date: 3/3/2020  
Manufacturer: COOPER LIGHTING SOLUTIONS (FORMERLY EATON)  
Product Line: MCGRAW-EDISON  
Catalog Number: ISW-AF-1200-LED-E1-RW-8030  
Description: IMPACT ELITE LED WEDGE LUMINAIRE  
LIGHT SQUARE WITH ACCULED OPTICS-RECTANGULAR WIDE TYPE I  
Light Source: (16) 3000K CCT, 80 CRI LEDs  
Ballast/Driver: ELECTRONIC DRIVER

**Summary**

Lumens per Lamp: N/A  
Luminaire Lumens: 5547.2 lumens  
Efficiency: N/A  
Efficacy: 84.0 lumens/watt  
Luminous Opening: Rectangular (W 0.5' x L: 0.5' x H: 0')  
IES Classification: Type II - Medium - Cutoff  
BUG Rating: B2 - U1 - G2

Input Watts (W): 66  
Input Voltage (V): 120  
Input Current (Ain): NR  
Voltage Rise (V): NR  
Power Factor: NR  
Total Harmonic Distortion (THDi): NR  
Frequency (hertz): 60  
Stabilization Time: NR  
Operation Time: NR  
Ambient Temperature (°C): NR  
Test Distance: 25 FT

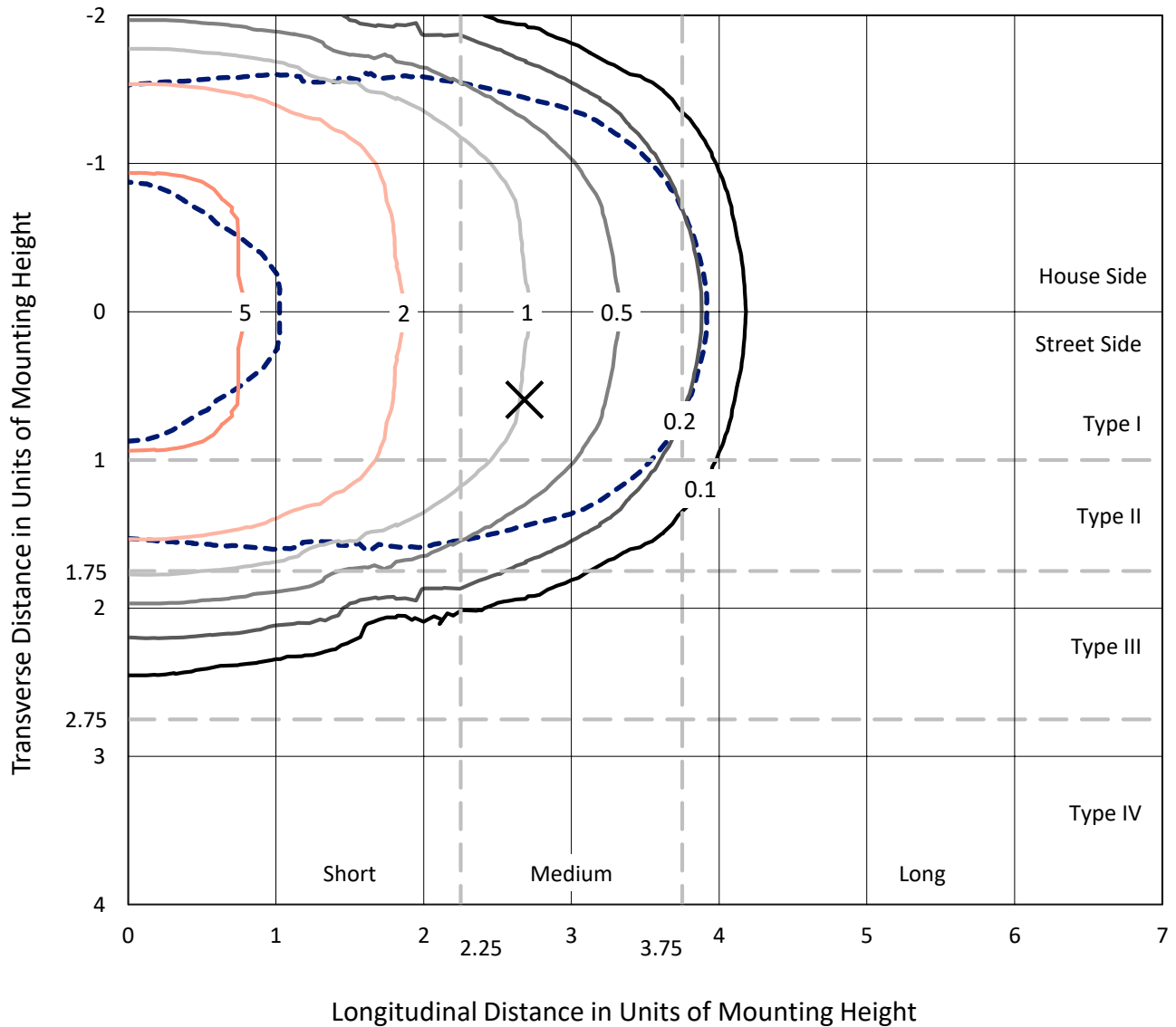


REPORT NUMBER: P227456

CATALOG NUMBER: ISW-AF-1200-LED-E1-RW-8030

### Iso-Footcandle Lines of Horizontal Illumination

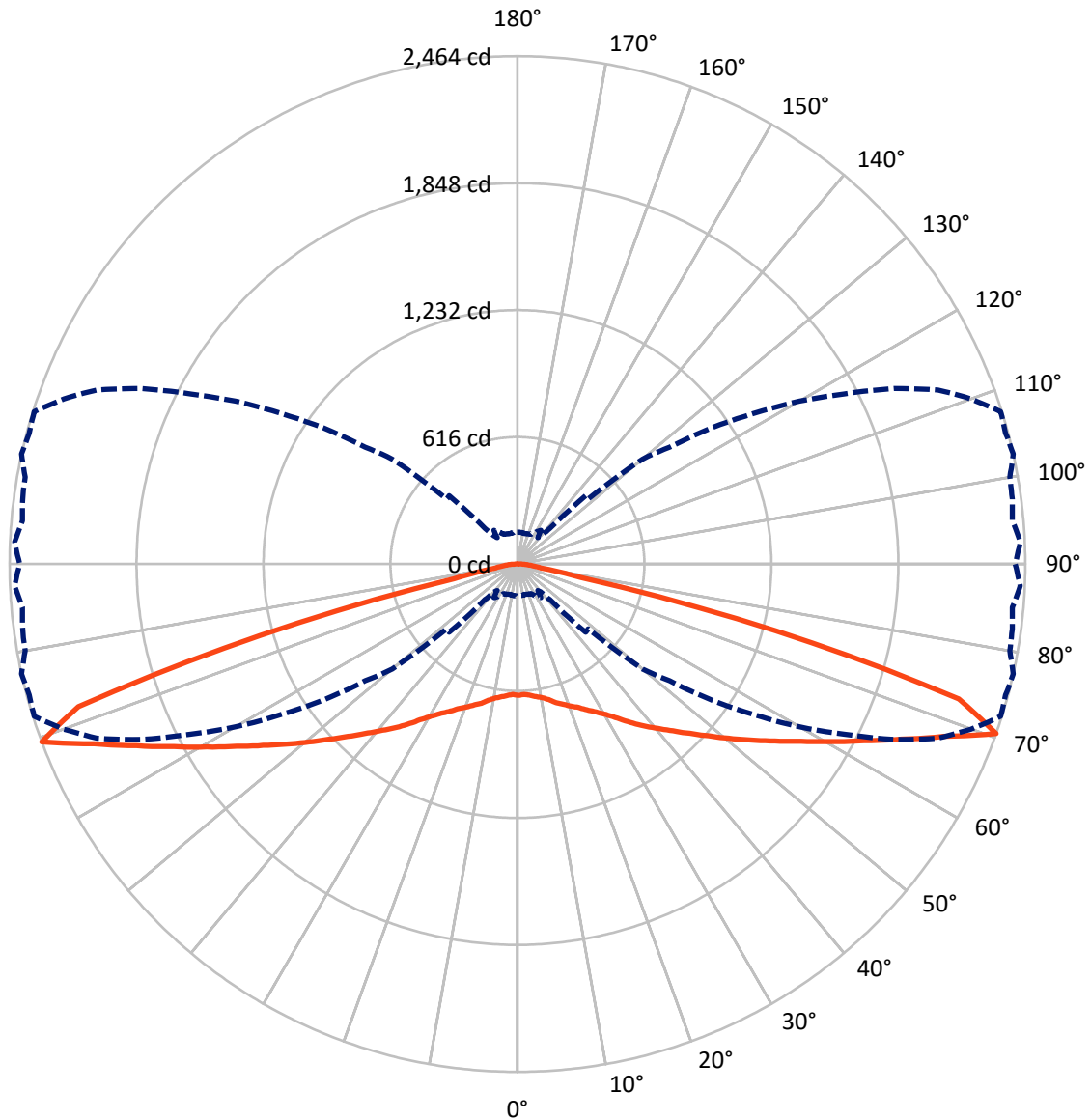
× Max cd  
 - - - 1/2 Max cd



Based on 10 foot mounting height. Maximum calculated value = 6.6 fc  
 Type II - Medium - Cutoff

REPORT NUMBER: P227456  
CATALOG NUMBER: ISW-AF-1200-LED-E1-RW-8030

### Luminous Intensity Polar Plot



— Vertical Plane Through 77.5-Deg Lateral    - - - Horizontal Cone Through 70-Deg Vertical

REPORT NUMBER: P227456

CATALOG NUMBER: ISW-AF-1200-LED-E1-RW-8030

**FLUX DISTRIBUTION:**

		Downward	Upward	Total
<b>House Side</b>	Lumens	2773.2	0.4	2773.6
	% Fixture	50.0	0.0	50.0
<b>Street Side</b>	Lumens	2773.2	0.4	2773.6
	% Fixture	50.0	0.0	50.0
<b>Total</b>	Lumens	5546.3	0.9	5547.2
	% Fixture	100.0	0.0	100.0

**Coefficient of Utilization**

**ZONAL LUMENS:**

Zone	Lumens	% Fixture
0°-10°	61.6	1.1
10°-20°	192.6	3.5
20°-30°	361.5	6.5
30°-40°	631.8	11.4
40°-50°	1029.9	18.6
50°-60°	1409.4	25.4
60°-70°	1296.4	23.4
70°-80°	506.8	9.1
80°-90°	56.4	1.0
90°-100°	0.9	0.0
100°-110°	0.0	0.0
110°-120°	0.0	0.0
120°-130°	0.0	0.0
130°-140°	0.0	0.0
140°-150°	0.0	0.0
150°-160°	0.0	0.0
160°-170°	0.0	0.0
170°-180°	0.0	0.0
0°-90°	5546.3	100.0
0°-180°	5547.2	100.0



REPORT NUMBER: P227456

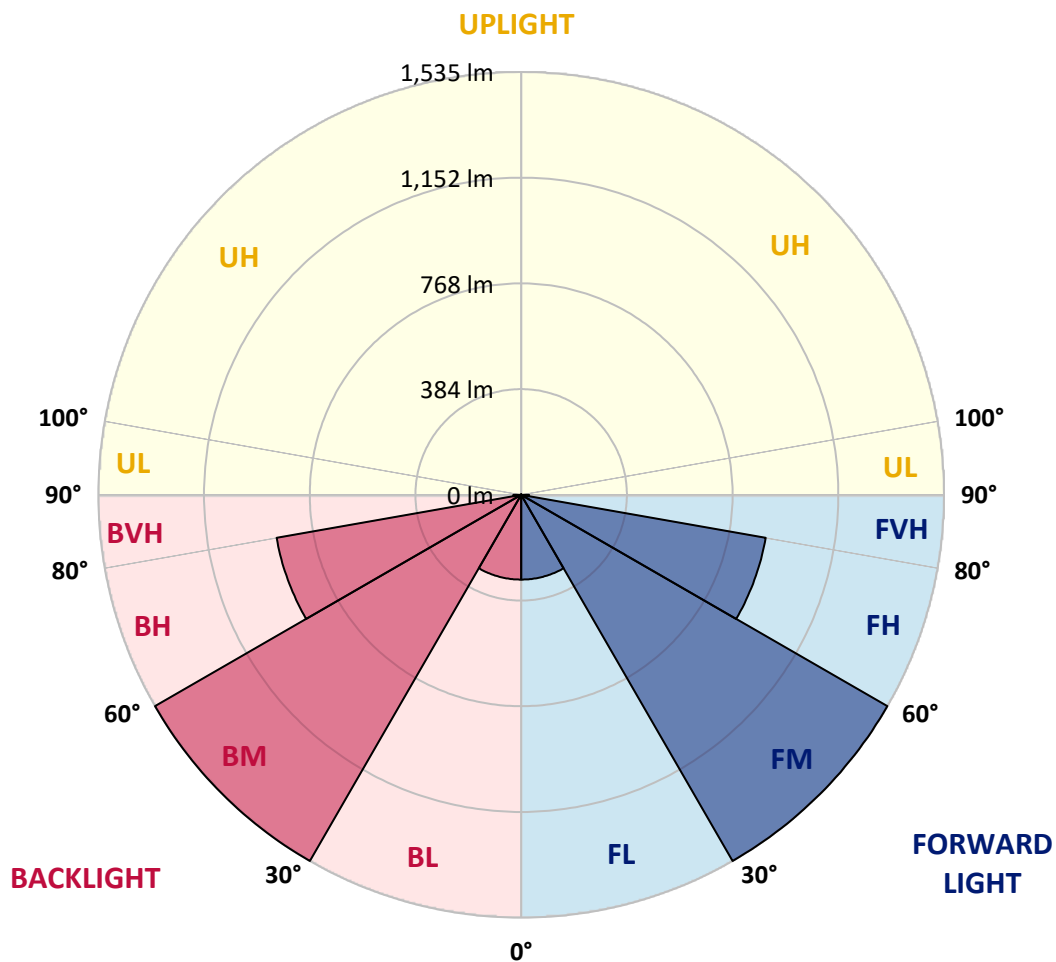
CATALOG NUMBER: ISW-AF-1200-LED-E1-RW-8030

**LUMINAIRE CLASSIFICATION SYSTEM LUMEN TABLE AND BUG RATING:**

Zone		Lumens	% Fixture	Zone Rating/Lumen Limit		
				B	U	G
FL	(0°-30°)	307.8	5.5			
FM	(30°-60°)	1535.5	27.7			
FH	(60°-80°)	901.6	16.3			G1/1800
FVH	(80°-90°)	28.2	0.5			G1/100
BL	(0°-30°)	307.8	5.5	B1/500		
BM	(30°-60°)	1535.5	27.7	B2/2500		
BH	(60°-80°)	901.6	16.3	B2/1000		G2/1000
BVH	(80°-90°)	28.2	0.5			G1/100
UL	(90°-100°)	0.9	0.0		U1/10	
UH	(100°-180°)	0.4	0.0		U1/10	

**BUG Rating: B2-U1-G2**

Type II Medium





REPORT NUMBER: P227456

CATALOG NUMBER: ISW-AF-1200-LED-E1-RW-8030

**CANDELA DISTRIBUTION (FULL):**

	0°	5°	15°	25°	35°	37.5°	40°	42.5°	45°	47.5°	50°
0°	637.2	637.2	637.2	637.2	637.2	637.2	637.2	637.2	637.2	637.2	637.2
2.5°	634.8	634.0	634.0	634.8	636.4	637.2	635.6	636.4	636.4	635.6	638.0
5°	636.4	635.6	636.4	638.0	640.5	642.9	642.1	642.1	642.9	641.3	645.4
7.5°	634.8	634.0	635.6	639.7	645.4	648.7	648.7	648.7	650.3	649.5	654.4
10°	627.4	626.6	630.7	638.0	648.7	651.1	653.5	654.4	659.3	659.3	664.2
12.5°	620.9	621.7	627.4	638.9	656.0	656.8	660.1	663.3	669.9	666.6	675.6
15°	623.4	625.0	632.3	646.2	669.0	668.2	670.7	673.9	684.6	677.2	691.9
17.5°	635.6	638.0	646.2	662.5	686.2	682.1	685.4	690.3	704.1	695.2	712.3
20°	655.2	658.4	667.4	685.4	707.4	703.3	706.6	712.3	728.6	719.6	736.8
22.5°	681.3	684.6	694.3	714.7	738.4	733.5	736.8	741.7	759.6	745.7	767.0
25°	716.4	719.6	730.2	751.5	778.4	772.7	774.3	777.6	796.3	780.0	800.4
27.5°	765.3	768.6	777.6	798.0	824.1	819.2	820.8	824.1	843.7	827.3	845.3
30°	827.3	830.6	838.8	859.2	881.2	875.5	877.9	880.4	898.3	882.0	896.7
32.5°	900.8	900.0	912.2	933.4	953.0	942.4	942.4	942.4	959.5	943.2	954.6
35°	987.3	987.3	999.5	1019.9	1037.8	1025.6	1019.9	1016.6	1035.4	1015.0	1023.2
37.5°	1081.9	1077.8	1096.6	1115.4	1132.5	1117.0	1112.1	1108.0	1121.9	1099.0	1103.1
40°	1182.3	1179.0	1199.4	1220.6	1232.0	1211.6	1207.6	1202.7	1217.3	1195.3	1194.5
42.5°	1273.6	1271.2	1297.3	1321.8	1335.6	1309.5	1303.8	1298.9	1315.3	1293.2	1288.3
45°	1351.2	1350.3	1380.5	1414.0	1438.5	1410.7	1406.6	1398.5	1414.8	1387.9	1385.4
47.5°	1411.5	1408.3	1445.0	1493.9	1533.1	1504.5	1503.7	1498.0	1515.2	1485.8	1482.5
50°	1452.3	1454.8	1494.8	1551.9	1615.5	1588.6	1591.0	1588.6	1613.9	1584.5	1588.6
52.5°	1459.7	1464.6	1516.0	1591.0	1680.0	1647.3	1666.1	1673.4	1705.3	1680.0	1688.1
55°	1372.4	1386.2	1464.6	1595.1	1719.9	1699.5	1723.2	1744.4	1789.3	1768.1	1782.8
57.5°	1177.4	1205.9	1296.5	1485.8	1715.0	1726.5	1774.6	1807.2	1861.9	1843.1	1877.4
60°	909.7	929.3	1029.7	1250.8	1558.4	1573.9	1661.2	1764.8	1890.5	1916.6	1970.4
62.5°	595.6	607.0	704.9	929.3	1288.3	1293.2	1401.7	1536.4	1754.2	1811.3	1962.3
65°	295.4	310.9	363.1	535.2	902.4	895.9	1015.0	1172.5	1454.8	1517.6	1763.2
67.5°	184.4	186.8	197.5	248.0	452.0	401.4	499.3	664.2	1006.0	1062.3	1374.0
70°	155.0	154.2	151.8	159.1	199.1	161.6	178.7	233.4	468.3	465.9	792.3
72.5°	142.8	140.3	133.8	133.0	138.7	127.3	128.9	132.2	187.7	157.5	305.2
75°	131.4	126.5	118.3	115.9	115.9	106.9	106.9	107.7	121.6	114.2	138.7
77.5°	117.5	111.8	103.6	100.4	97.1	87.3	86.5	87.3	97.9	91.4	103.6
80°	101.2	95.5	89.8	84.9	80.0	71.0	68.5	68.5	77.5	71.0	80.8
82.5°	88.1	80.8	79.1	71.0	63.6	55.5	53.0	49.0	57.1	49.8	60.4
85°	65.3	59.6	75.1	62.8	50.6	44.9	35.9	30.2	35.9	29.4	38.3
87.5°	37.5	35.1	66.1	49.8	44.9	48.1	29.4	21.2	20.4	18.0	21.2
90°	7.3	8.2	10.6	7.3	9.8	4.9	2.4	2.4	4.9	3.3	5.7
92.5°	0.0	0.0	0.0	0.0	0.0	0.0	0.0	0.0	0.0	0.0	0.0
95°	0.0	0.0	0.0	0.0	0.0	0.0	0.0	0.0	0.0	0.0	0.0
97.5°	0.0	0.0	0.0	0.0	0.0	0.0	0.0	0.0	0.0	0.0	0.0
100°	0.0	0.0	0.0	0.0	0.0	0.0	0.0	0.0	0.0	0.0	0.0
102.5°	0.0	0.0	0.0	0.0	0.0	0.0	0.0	0.0	0.0	0.0	0.0
105°	0.0	0.0	0.0	0.0	0.0	0.0	0.0	0.0	0.0	0.0	0.0
107.5°	0.0	0.0	0.0	0.0	0.0	0.0	0.0	0.0	0.0	0.0	0.0
110°	0.0	0.0	0.0	0.0	0.0	0.0	0.0	0.0	0.0	0.0	0.0



REPORT NUMBER: P227456

CATALOG NUMBER: ISW-AF-1200-LED-E1-RW-8030

**CANDELA DISTRIBUTION (continued):**

	0°	5°	15°	25°	35°	37.5°	40°	42.5°	45°	47.5°	50°
112.5°	0.0	0.0	0.0	0.0	0.0	0.0	0.0	0.0	0.0	0.0	0.0
115°	0.0	0.0	0.0	0.0	0.0	0.0	0.0	0.0	0.0	0.0	0.0
117.5°	0.0	0.0	0.0	0.0	0.0	0.0	0.0	0.0	0.0	0.0	0.0
120°	0.0	0.0	0.0	0.0	0.0	0.0	0.0	0.0	0.0	0.0	0.0
122.5°	0.0	0.0	0.0	0.0	0.0	0.0	0.0	0.0	0.0	0.0	0.0
125°	0.0	0.0	0.0	0.0	0.0	0.0	0.0	0.0	0.0	0.0	0.0
127.5°	0.0	0.0	0.0	0.0	0.0	0.0	0.0	0.0	0.0	0.0	0.0
130°	0.0	0.0	0.0	0.0	0.0	0.0	0.0	0.0	0.0	0.0	0.0
132.5°	0.0	0.0	0.0	0.0	0.0	0.0	0.0	0.0	0.0	0.0	0.0
135°	0.0	0.0	0.0	0.0	0.0	0.0	0.0	0.0	0.0	0.0	0.0
137.5°	0.0	0.0	0.0	0.0	0.0	0.0	0.0	0.0	0.0	0.0	0.0
140°	0.0	0.0	0.0	0.0	0.0	0.0	0.0	0.0	0.0	0.0	0.0
142.5°	0.0	0.0	0.0	0.0	0.0	0.0	0.0	0.0	0.0	0.0	0.0
145°	0.0	0.0	0.0	0.0	0.0	0.0	0.0	0.0	0.0	0.0	0.0
147.5°	0.0	0.0	0.0	0.0	0.0	0.0	0.0	0.0	0.0	0.0	0.0
150°	0.0	0.0	0.0	0.0	0.0	0.0	0.0	0.0	0.0	0.0	0.0
152.5°	0.0	0.0	0.0	0.0	0.0	0.0	0.0	0.0	0.0	0.0	0.0
155°	0.0	0.0	0.0	0.0	0.0	0.0	0.0	0.0	0.0	0.0	0.0
157.5°	0.0	0.0	0.0	0.0	0.0	0.0	0.0	0.0	0.0	0.0	0.0
160°	0.0	0.0	0.0	0.0	0.0	0.0	0.0	0.0	0.0	0.0	0.0
162.5°	0.0	0.0	0.0	0.0	0.0	0.0	0.0	0.0	0.0	0.0	0.0
165°	0.0	0.0	0.0	0.0	0.0	0.0	0.0	0.0	0.0	0.0	0.0
167.5°	0.0	0.0	0.0	0.0	0.0	0.0	0.0	0.0	0.0	0.0	0.0
170°	0.0	0.0	0.0	0.0	0.0	0.0	0.0	0.0	0.0	0.0	0.0
172.5°	0.0	0.0	0.0	0.0	0.0	0.0	0.0	0.0	0.0	0.0	0.0
175°	0.0	0.0	0.0	0.0	0.0	0.0	0.0	0.0	0.0	0.0	0.0
177.5°	0.0	0.0	0.0	0.0	0.0	0.0	0.0	0.0	0.0	0.0	0.0
180°	0.0	0.0	0.0	0.0	0.0	0.0	0.0	0.0	0.0	0.0	0.0





REPORT NUMBER: P227456

CATALOG NUMBER: ISW-AF-1200-LED-E1-RW-8030

**CANDELA DISTRIBUTION (continued):**

	52.5°	55°	57.5°	60°	62.5°	65°	67.5°	70°	72.5°	75°	77.5°
0°	637.2	637.2	637.2	637.2	637.2	637.2	637.2	637.2	637.2	637.2	637.2
2.5°	635.6	638.0	634.8	638.0	632.3	637.2	633.1	638.0	634.0	638.0	633.1
5°	639.7	646.2	638.9	647.8	637.2	647.8	638.9	648.7	640.5	648.7	639.7
7.5°	646.2	657.6	647.8	659.3	646.2	660.9	648.7	662.5	650.3	663.3	649.5
10°	654.4	669.0	656.0	670.7	655.2	672.3	656.8	674.8	658.4	676.4	659.3
12.5°	661.7	680.5	665.8	685.4	668.2	688.6	670.7	693.5	673.9	697.6	675.6
15°	675.6	700.1	681.3	704.9	685.4	709.0	689.4	715.6	693.5	720.5	697.6
17.5°	693.5	720.5	700.9	724.5	703.3	729.4	708.2	734.3	712.3	740.0	714.7
20°	718.0	744.9	724.5	747.4	727.0	750.6	729.4	753.1	734.3	758.0	736.0
22.5°	745.7	771.0	749.0	771.9	749.0	771.0	750.6	771.9	753.1	775.1	755.5
25°	779.2	802.9	780.8	800.4	777.6	797.1	777.6	797.1	780.0	798.8	784.1
27.5°	825.7	843.7	820.8	837.9	813.5	830.6	810.2	827.3	811.0	827.3	812.6
30°	877.9	894.2	868.1	882.0	855.1	868.1	846.1	860.8	843.7	859.2	847.7
32.5°	935.0	948.1	922.0	933.4	905.7	917.1	893.4	903.2	888.5	898.3	891.0
35°	998.7	1011.7	984.8	995.4	967.7	977.5	953.8	958.7	944.0	950.5	944.0
37.5°	1074.6	1086.0	1055.0	1064.8	1034.6	1046.8	1018.3	1023.2	1005.2	1009.3	996.2
40°	1156.1	1168.4	1131.7	1141.5	1103.9	1117.8	1086.0	1089.2	1064.8	1068.8	1048.4
42.5°	1244.3	1255.7	1210.0	1218.2	1174.1	1188.8	1151.3	1157.8	1128.4	1132.5	1106.4
45°	1341.4	1347.9	1297.3	1303.0	1250.0	1264.7	1217.3	1229.6	1194.5	1202.7	1172.5
47.5°	1431.9	1445.0	1389.5	1394.4	1337.3	1346.3	1291.6	1307.9	1270.4	1282.6	1245.9
50°	1535.5	1545.3	1492.3	1493.1	1437.6	1440.9	1379.7	1396.0	1355.2	1368.3	1329.1
52.5°	1641.6	1648.1	1591.0	1596.7	1542.1	1547.8	1486.6	1493.1	1445.8	1457.2	1418.9
55°	1744.4	1746.1	1698.7	1697.1	1645.7	1656.3	1588.6	1603.3	1547.0	1559.2	1516.0
57.5°	1847.2	1852.9	1808.9	1810.5	1759.1	1766.5	1705.3	1715.9	1662.8	1677.5	1623.7
60°	1955.7	1973.7	1930.5	1936.2	1887.2	1901.9	1827.6	1841.5	1783.6	1807.2	1749.3
62.5°	2025.1	2092.0	2083.8	2092.8	2046.3	2053.7	1977.0	1999.0	1929.6	1946.8	1887.2
65°	1892.9	2056.9	2140.1	2231.5	2234.0	2257.6	2183.4	2191.5	2122.2	2118.1	2047.9
67.5°	1542.9	1745.2	1885.6	2073.2	2204.6	2331.1	2376.8	2388.2	2350.6	2310.7	2231.5
70°	931.0	1152.1	1358.5	1579.6	1786.8	2014.5	2207.9	2341.7	2458.3	2452.6	2464.1
72.5°	368.0	551.6	689.4	896.7	1102.3	1354.4	1568.2	1756.7	1957.4	2080.6	2240.5
75°	145.2	191.7	224.4	340.2	438.1	625.8	814.3	916.3	1073.7	1181.4	1292.4
77.5°	104.4	114.2	115.9	134.6	142.0	196.6	230.1	265.2	298.6	319.8	315.8
80°	80.8	87.3	87.3	95.5	94.6	105.3	102.8	112.6	111.8	119.9	114.2
82.5°	60.4	64.5	64.5	71.0	71.0	77.5	75.9	82.4	80.0	85.7	80.0
85°	39.2	43.2	43.2	46.5	44.9	51.4	50.6	55.5	53.0	55.5	51.4
87.5°	22.0	24.5	25.3	27.7	25.3	30.2	29.4	31.8	29.4	31.8	30.2
90°	3.3	4.9	3.3	4.9	2.4	7.3	4.1	8.2	2.4	9.8	4.1
92.5°	0.0	0.0	0.0	0.0	0.0	0.0	0.0	0.0	0.0	0.0	0.0
95°	0.0	0.0	0.0	0.0	0.0	0.0	0.0	0.0	0.0	0.0	0.0
97.5°	0.0	0.0	0.0	0.0	0.0	0.0	0.0	0.0	0.0	0.0	0.0
100°	0.0	0.0	0.0	0.0	0.0	0.0	0.0	0.0	0.0	0.0	0.0
102.5°	0.0	0.0	0.0	0.0	0.0	0.0	0.0	0.0	0.0	0.0	0.0
105°	0.0	0.0	0.0	0.0	0.0	0.0	0.0	0.0	0.0	0.0	0.0
107.5°	0.0	0.0	0.0	0.0	0.0	0.0	0.0	0.0	0.0	0.0	0.0
110°	0.0	0.0	0.0	0.0	0.0	0.0	0.0	0.0	0.0	0.0	0.0



REPORT NUMBER: P227456

CATALOG NUMBER: ISW-AF-1200-LED-E1-RW-8030

**CANDELA DISTRIBUTION (continued):**

	52.5°	55°	57.5°	60°	62.5°	65°	67.5°	70°	72.5°	75°	77.5°
112.5°	0.0	0.0	0.0	0.0	0.0	0.0	0.0	0.0	0.0	0.0	0.0
115°	0.0	0.0	0.0	0.0	0.0	0.0	0.0	0.0	0.0	0.0	0.0
117.5°	0.0	0.0	0.0	0.0	0.0	0.0	0.0	0.0	0.0	0.0	0.0
120°	0.0	0.0	0.0	0.0	0.0	0.0	0.0	0.0	0.0	0.0	0.0
122.5°	0.0	0.0	0.0	0.0	0.0	0.0	0.0	0.0	0.0	0.0	0.0
125°	0.0	0.0	0.0	0.0	0.0	0.0	0.0	0.0	0.0	0.0	0.0
127.5°	0.0	0.0	0.0	0.0	0.0	0.0	0.0	0.0	0.0	0.0	0.0
130°	0.0	0.0	0.0	0.0	0.0	0.0	0.0	0.0	0.0	0.0	0.0
132.5°	0.0	0.0	0.0	0.0	0.0	0.0	0.0	0.0	0.0	0.0	0.0
135°	0.0	0.0	0.0	0.0	0.0	0.0	0.0	0.0	0.0	0.0	0.0
137.5°	0.0	0.0	0.0	0.0	0.0	0.0	0.0	0.0	0.0	0.0	0.0
140°	0.0	0.0	0.0	0.0	0.0	0.0	0.0	0.0	0.0	0.0	0.0
142.5°	0.0	0.0	0.0	0.0	0.0	0.0	0.0	0.0	0.0	0.0	0.0
145°	0.0	0.0	0.0	0.0	0.0	0.0	0.0	0.0	0.0	0.0	0.0
147.5°	0.0	0.0	0.0	0.0	0.0	0.0	0.0	0.0	0.0	0.0	0.0
150°	0.0	0.0	0.0	0.0	0.0	0.0	0.0	0.0	0.0	0.0	0.0
152.5°	0.0	0.0	0.0	0.0	0.0	0.0	0.0	0.0	0.0	0.0	0.0
155°	0.0	0.0	0.0	0.0	0.0	0.0	0.0	0.0	0.0	0.0	0.0
157.5°	0.0	0.0	0.0	0.0	0.0	0.0	0.0	0.0	0.0	0.0	0.0
160°	0.0	0.0	0.0	0.0	0.0	0.0	0.0	0.0	0.0	0.0	0.0
162.5°	0.0	0.0	0.0	0.0	0.0	0.0	0.0	0.0	0.0	0.0	0.0
165°	0.0	0.0	0.0	0.0	0.0	0.0	0.0	0.0	0.0	0.0	0.0
167.5°	0.0	0.0	0.0	0.0	0.0	0.0	0.0	0.0	0.0	0.0	0.0
170°	0.0	0.0	0.0	0.0	0.0	0.0	0.0	0.0	0.0	0.0	0.0
172.5°	0.0	0.0	0.0	0.0	0.0	0.0	0.0	0.0	0.0	0.0	0.0
175°	0.0	0.0	0.0	0.0	0.0	0.0	0.0	0.0	0.0	0.0	0.0
177.5°	0.0	0.0	0.0	0.0	0.0	0.0	0.0	0.0	0.0	0.0	0.0
180°	0.0	0.0	0.0	0.0	0.0	0.0	0.0	0.0	0.0	0.0	0.0



REPORT NUMBER: P227456

CATALOG NUMBER: ISW-AF-1200-LED-E1-RW-8030

**CANDELA DISTRIBUTION (continued):**

	80°	82.5°	85°	87.5°	90°
0°	637.2	637.2	637.2	637.2	637.2
2.5°	637.2	635.6	638.9	634.0	638.0
5°	648.7	641.3	650.3	641.3	649.5
7.5°	664.2	651.9	665.0	651.9	665.0
10°	678.8	658.4	679.7	660.1	680.5
12.5°	700.9	676.4	704.1	677.2	704.1
15°	725.3	697.6	728.6	698.4	730.2
17.5°	744.9	718.0	748.2	718.0	749.0
20°	761.2	740.0	765.3	740.0	767.8
22.5°	780.0	764.5	784.9	764.5	789.8
25°	804.5	793.9	810.2	795.5	813.5
27.5°	833.0	825.7	838.8	828.2	842.0
30°	866.5	864.1	870.6	865.7	873.8
32.5°	904.0	909.7	909.7	909.7	913.0
35°	958.7	963.6	963.6	965.2	966.0
37.5°	1010.9	1019.1	1018.3	1020.7	1020.7
40°	1065.6	1076.2	1076.2	1076.2	1077.8
42.5°	1126.0	1137.4	1139.0	1134.1	1137.4
45°	1193.7	1197.8	1201.8	1199.4	1205.1
47.5°	1266.3	1270.4	1273.6	1270.4	1279.4
50°	1352.0	1351.2	1360.1	1351.2	1364.2
52.5°	1441.7	1449.1	1454.8	1445.8	1454.8
55°	1542.9	1540.4	1559.2	1547.0	1559.2
57.5°	1653.9	1653.9	1672.6	1661.2	1675.1
60°	1785.2	1774.6	1800.7	1782.0	1800.7
62.5°	1918.2	1899.4	1928.8	1912.5	1937.0
65°	2071.6	2044.7	2072.4	2051.2	2073.2
67.5°	2226.6	2195.6	2204.6	2194.0	2206.2
70°	2425.7	2421.6	2411.0	2442.0	2415.1
72.5°	2215.2	2262.5	2224.2	2298.4	2247.8
75°	1360.9	1448.2	1496.4	1572.3	1560.0
77.5°	322.3	286.4	315.8	283.1	319.0
80°	119.1	108.5	113.4	98.7	110.1
82.5°	81.6	71.0	68.5	54.7	58.7
85°	52.2	42.4	39.2	32.6	35.9
87.5°	31.0	23.7	22.0	18.8	19.6
90°	9.0	3.3	6.5	1.6	5.7
92.5°	0.0	0.0	0.0	0.0	0.0
95°	0.0	0.0	0.0	0.0	0.0
97.5°	0.0	0.0	0.0	0.0	0.0
100°	0.0	0.0	0.0	0.0	0.0
102.5°	0.0	0.0	0.0	0.0	0.0
105°	0.0	0.0	0.0	0.0	0.0
107.5°	0.0	0.0	0.0	0.0	0.0
110°	0.0	0.0	0.0	0.0	0.0



REPORT NUMBER: P227456

CATALOG NUMBER: ISW-AF-1200-LED-E1-RW-8030

**CANDELA DISTRIBUTION (continued):**

	80°	82.5°	85°	87.5°	90°
112.5°	0.0	0.0	0.0	0.0	0.0
115°	0.0	0.0	0.0	0.0	0.0
117.5°	0.0	0.0	0.0	0.0	0.0
120°	0.0	0.0	0.0	0.0	0.0
122.5°	0.0	0.0	0.0	0.0	0.0
125°	0.0	0.0	0.0	0.0	0.0
127.5°	0.0	0.0	0.0	0.0	0.0
130°	0.0	0.0	0.0	0.0	0.0
132.5°	0.0	0.0	0.0	0.0	0.0
135°	0.0	0.0	0.0	0.0	0.0
137.5°	0.0	0.0	0.0	0.0	0.0
140°	0.0	0.0	0.0	0.0	0.0
142.5°	0.0	0.0	0.0	0.0	0.0
145°	0.0	0.0	0.0	0.0	0.0
147.5°	0.0	0.0	0.0	0.0	0.0
150°	0.0	0.0	0.0	0.0	0.0
152.5°	0.0	0.0	0.0	0.0	0.0
155°	0.0	0.0	0.0	0.0	0.0
157.5°	0.0	0.0	0.0	0.0	0.0
160°	0.0	0.0	0.0	0.0	0.0
162.5°	0.0	0.0	0.0	0.0	0.0
165°	0.0	0.0	0.0	0.0	0.0
167.5°	0.0	0.0	0.0	0.0	0.0
170°	0.0	0.0	0.0	0.0	0.0
172.5°	0.0	0.0	0.0	0.0	0.0
175°	0.0	0.0	0.0	0.0	0.0
177.5°	0.0	0.0	0.0	0.0	0.0
180°	0.0	0.0	0.0	0.0	0.0

(END OF REPORT)